
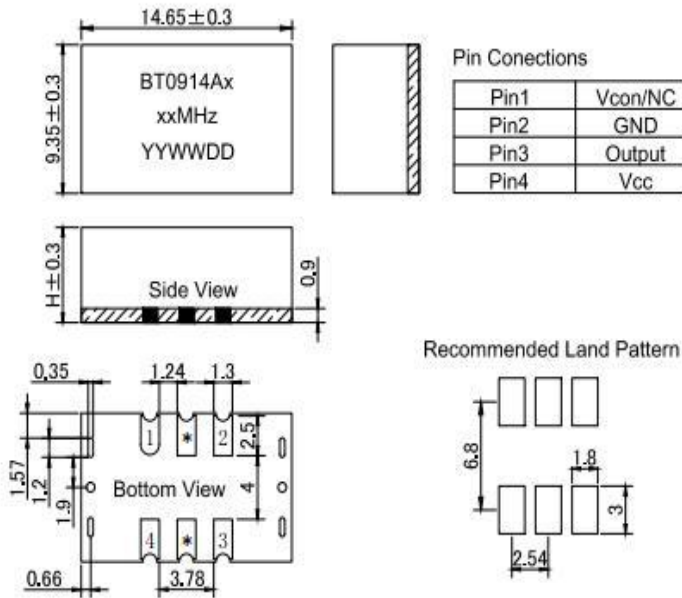


Features		Applications				
<ul style="list-style-type: none"> ● Ultra Stable ● Low Phase Noise ● SMD Package(9.35*14.65mm) 		<ul style="list-style-type: none"> ● Base Stations ● Instrumentations ● Synthesizer ● SDH/SONET 				
BT0914A Specifications						
Parameter	Value			Unit	Conditions	
	Min.	Typ.	Max.			
Supply Voltage	-	3.3	-		V _{cc} ±5%	
	-	5	-	V	V _{cc} ±5%	
Current with Output	-	-	45	mA		
Frequency Range	10 ~ 125			MHz		
Nominal Frequency	10, 20, 40, 50, 100, 122.88, 125			MHz		
Initial Frequency Tolerance	±0.3	±0.5	±1	ppm	At shipment, nominal EFC, +25°C	
Freq. Stability Vs. Temp.	±0.20	±0.5	±2	ppm	-20°C~+70°C *Height≥4mm	
	±0.20	±0.5	±2	ppm	-40°C~+85°C *Height≥4mm	
	±0.10	-	±2	ppm	-40°C~+85°C *Height≥7mm	
	±0.28	±0.5	±2	ppm	-50°C~+85°C *Height≥6mm	
Sine wave	Output Level	7	-	-	dBm	
	Harmonics	-	-	-30	dBc	
	Spurious	-	-	-70	dBc	
	Load	-	50	-	Ω	
HCMOS	V _{OH}	2.4	-	-	V	HCMOS Output, Load=15pf
	V _{OL}	-	-	0.4	V	HCMOS Output, Load=15pf
	Duty Cycle	45	-	55	%	(V _{OH} - V _{OL})/2
	Rise/Fall Edge	-	-	6	ns	HCMOS Output, Load=15pf
	Load	-	-	15	pf	
RMS Jitter(By E5052B)	20	-	40	fs	12KHz~5MHz	
Supply Sensitivity	-	-	±0.1	ppm	V _{cc} ±5%	
Load Sensitivity	-	-	±0.2		Load±5%	
Aging/ First Year	-	-	±1.0		Standard	
SSB Phase Noise @10MHz	-	-77	-75	dBc/Hz	At +25°C	
	-	-112	-110			
	-	-142	-140			
	-	-158	-155			
	-	-163	-158			
Control Voltage Range	1.5 ± 1.0			V		
Frequency Tuning Range	±5	-	-	ppm		
Tuning Slope	Positive					
Linearity	-	-	10	%		
Phase Noise @1KHz						
Frequency Range	<-135dBc	<-140dBc	<-145dBc	<-150dBc		
10MHz~20MHz(Including 20MHz)	○	○	○	○	○=Available X= Not Available	
20MHz~100MHz(Including 100MHz)	○	○	○	X		
>100MHz	○	○	X	X		
Environmental Conditions						
Operating Temperature Range	-50°C ~ +85°C					
Storage Temperature Range	-55°C ~ +105°C					

Outline Dimension & Pin Connections


Note:


1. The pins with "*" are for factory test.
2. Leave pin 1 unconnected if Vcon is not used.

Reliability

Parameter	Condition
Temperature Stress Test	IEC60068, GJB360B
Mechanical Stress Test	IEC60068, GJB360B
EMC Test (ESD)	IEC61000, JESD22
Solder Ability	EIA/JESD22-B102-C
Contact Pads	Gold over Nickel
RoHS	RHOS Directive 2011/65/EU Annex II Recasting 2002/95/EC

Ordering Guide

BT 0914A X X X XXX X X XX.XX



Example: BT0914AS51287AA100

Disclaimer

XtalTQ Technologies Co., Limited reserves the right to make changes to the product(s) and/or information contained herein without notice. No liability is assumed as a result of their use or application. No rights under any patent accompany the sale of any such product(s) or information.